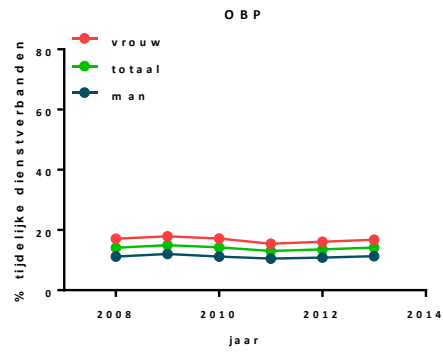
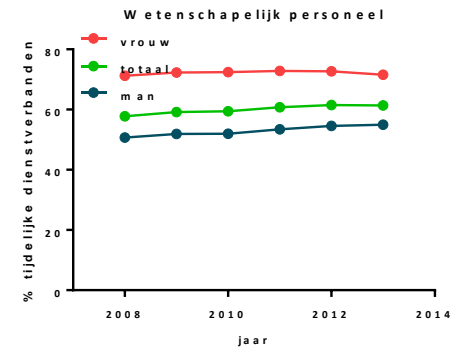


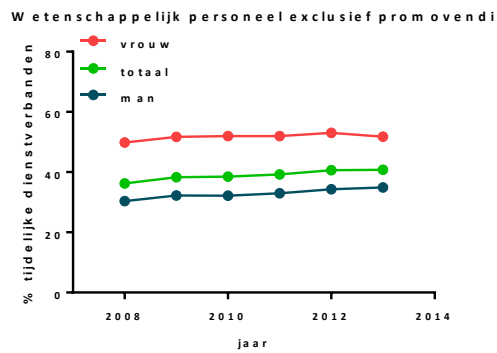
jaar	man	vrouw	totaal
2008	35.82147	42.69263	38.64693
2009	36.88284	43.89769	39.83183
2010	36.67621	44.05204	39.82454
2011	37.61164	44.02809	40.39265
2012	38.78930	44.45494	41.27990
2013	39.41304	44.18268	41.53580



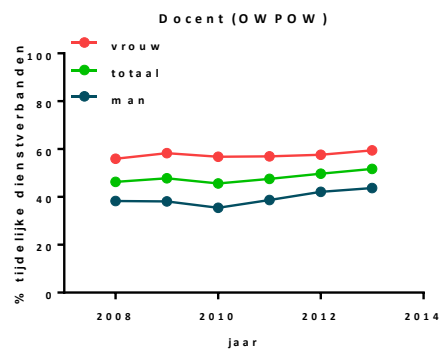
jaar	man	vrouw	totaal
2008	11.16107	17.11808	14.10909
2009	12.00369	17.88091	14.95133
2010	11.18831	17.15278	14.20021
2011	10.47125	15.43414	13.00301
2012	10.82510	16.12968	13.58563
2013	11.27611	16.78158	14.19203



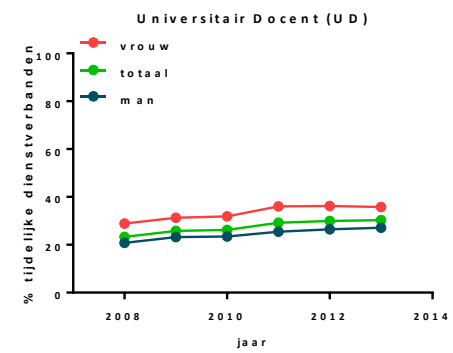
jaar	man	vrouw	totaal
2008	50.68151	71.24298	57.79395
2009	51.89084	72.30506	59.18435
2010	51.94294	72.40016	59.45081
2011	53.45891	72.83523	60.75196
2012	54.59315	72.72109	61.49301
2013	54.96710	71.56698	61.33813



jaar	man	vrouw	totaal
2008	30.35834	49.85803	36.20192
2009	32.25440	51.68148	38.26866
2010	32.17641	51.99475	38.51487
2011	32.99689	51.98533	39.25368
2012	34.28450	53.02022	40.66504
2013	34.89906	51.79816	40.76169



jaar	man	vrouw	totaal
2008	38.258160	55.931220	46.286690
2009	38.105170	58.321570	47.756150
2010	35.476310	56.797540	45.656100
2011	38.692310	56.990440	47.511580
2012	42.137540	57.666250	49.707430
2013	43.744280	59.462360	51.669980



jaar	man	vrouw	totaal
2008	20.787880	28.910820	23.331780
2009	23.197330	31.265910	25.797910
2010	23.469840	31.836260	26.237130
2011	25.498160	36.035290	29.167790
2012	26.473690	36.215550	29.973910
2013	27.126550	35.817540	30.331100